



CATERING HIRE

quality hire for special occasions

Tel: 01242 820100

Email: enquiries@rrhire.co.uk

Fax: 01242 820050

www.rrhire.co.uk

Cloth Size Chart

R&R Catering Hire Ltd,
Unit 9, Coln Park,
Andoversford,
Cheltenham,
GL54 4HJ

How to plan table coverings...


We have assembled this "how to" leaflet to assist with your function. We are always very happy to talk through any problems you may have with regards to table covering and the sizing.

When placing tables always give as much room as you can, draw an imaginary circle, 2' larger than the table, so your guests can get to the table, this also allows your serving staff to access the table.

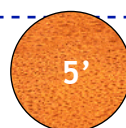
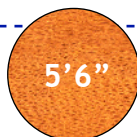
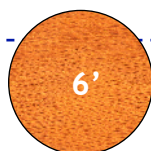
The chart below shows the various cloth sizes we supply, and how they would fit on a table. For more information on table layout plans please refer to the next pages of this leaflet.

All the drop heights below assume that the cloth is centred on the table, and the drop is equal all round.

Table Height
2'6" (30")



6' x 30"



	6' x 30"	6'	5'6"	5'	4'	3'
35" x 35"	2 X SLIP	X	X	X	X	SLIP
52" x 52"	2 X SLIP	X	X	X	1" DROP	7" DROP
62" x 62"	X	X	X	2" DROP	7" DROP	13" DROP
62" x 108"	16" DROP	X	X	X	X	X
70" x 70"	X	X	2" DROP	5" DROP	11" DROP	17" DROP
54" x 90"	12" DROP	X	X	X	X	X
90" x 90"	X	SLIP	X	15" DROP	21" DROP	X
70" x 108"	20" DROP	X	X	X	X	X
70" x 144"	20" DROP	X	X	X	X	X
96" Circular	X	X	X	X	24" DROP	TO FLOOR
104" Circular	X	X	19" DROP	22" DROP	28" DROP	X
108" Circular	X	X	21" DROP	24" DROP	TO FLOOR	X
116" Circular	X	22" DROP	25" DROP	29" DROP	X	X
118" Circular	X	23" DROP	26" DROP	TO FLOOR	X	X
122" Circular	X	25" DROP	28" DROP	X	X	X
128½" Circular	X	29" DROP	X	X	X	X
130" Circular	X	TO FLOOR	X	X	X	X
12" x 70"	X	X	RUNNER	RUNNER	X	X
12" x 90"	X	RUNNER	RUNNER	X	X	X
12" x 104"	RUNNER	RUNNER	X	X	X	X
12" x 122"	RUNNER	X	X	X	X	X



NOTE

Some cloths can cover a table, but only just, only use this for less formal parties, people normally prefer to see a table covered to at least half way down.

Will cover 2 trestles end to end. Only drops on the length

DROP INFORMATION

Half height is a standard for a drop when covering tables, anything around 15". Full drop is used for functions with aesthetics in mind, be aware there could be some damage to cloths if chair legs get caught in the cloth, it is also restrictive when seated.

Will nearly cover 2 trestles.

For more information about the type of products we can provide, why not visit our web site at:

www.rrhire.co.uk

Alternatively contact our team on

01242 820100

R&R Catering Hire can supply all you need for any sized occasion, whether you are holding an intimate dinner party, or a wedding for 500 guests. We guarantee you will receive the best care and attention to ensure your day goes smoothly.

To see how we can help, visit the website ,

www.rrhire.co.uk.

Table layout rule: 2' seating clearance



CATERING HIRE

quality hire for special occasions

Tel: 01242 820100

Email: enquiries@rrhire.co.uk

Fax: 01242 820050

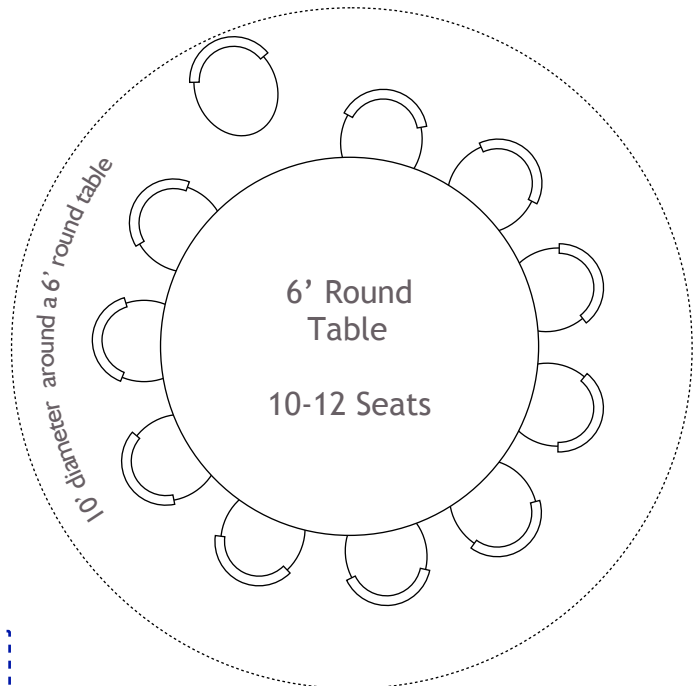
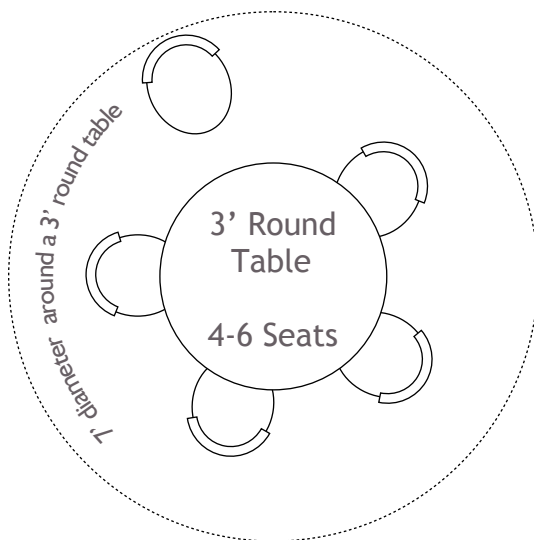
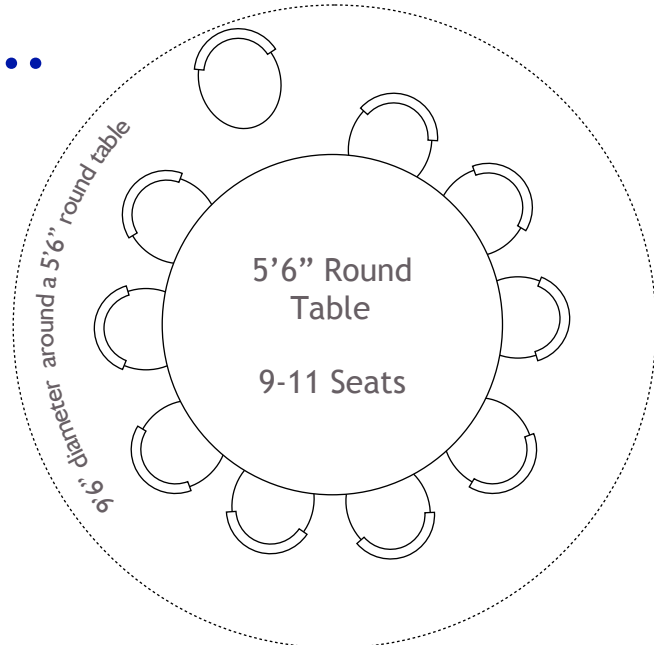
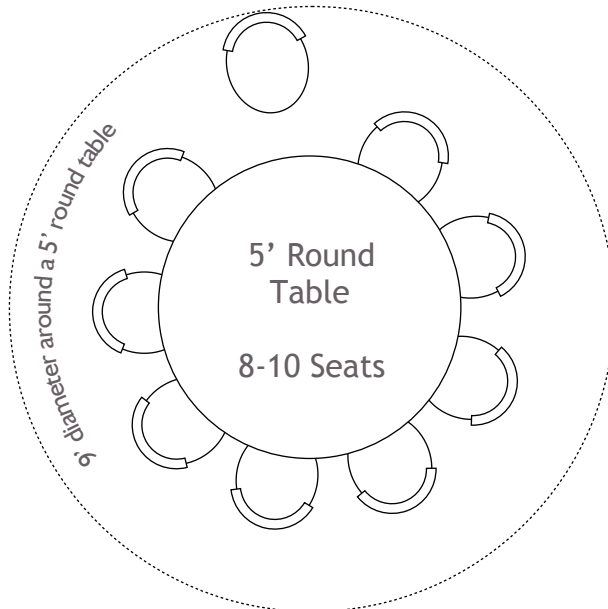
www.rrhire.co.uk

Table Planning

R&R Catering Hire Ltd,
Unit 9, Coln Park,
Andoversford,
Cheltenham,
GL54 4HJ

Page 2

Round table plans...



Here are a few of the seating designs that can be achieved with a variety of our round tables.

Do not overcrowd a table, less is more. Try to use the lesser amount when laying up a table rather than the maximum amount. If your function requires more elbow room for more courses then again remove a chair from the lay up and equally space the remaining chairs.

For more information about the type of products we can provide, why not visit our web site at:

www.rrhire.co.uk

Alternatively contact our team on

01242 820100

R&R Catering Hire can supply all you need for any sized occasion, whether you are holding an intimate dinner party, or a wedding for 500 guests. We guarantee you will receive the best care and attention to ensure your day goes smoothly.

To see how we can help, visit the website,

www.rrhire.co.uk.

Table layout rule: 2' seating clearance



CATERING HIRE

quality hire for special occasions

Tel: 01242 820100

Email: enquiries@rrhire.co.uk

Fax: 01242 820050

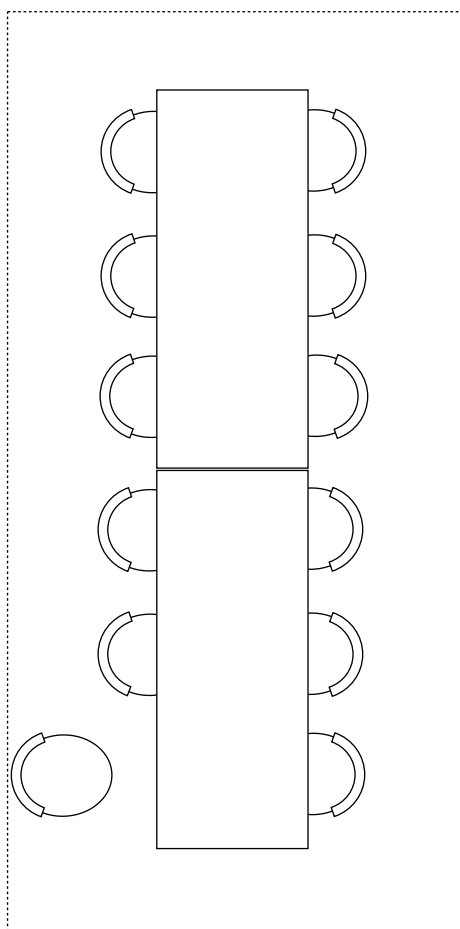
www.rrhire.co.uk

Table Planning

R&R Catering Hire Ltd,
Unit 9, Coln Park,
Andoversford,
Cheltenham,
GL54 4HJ

Page 3

Trestle table plans...

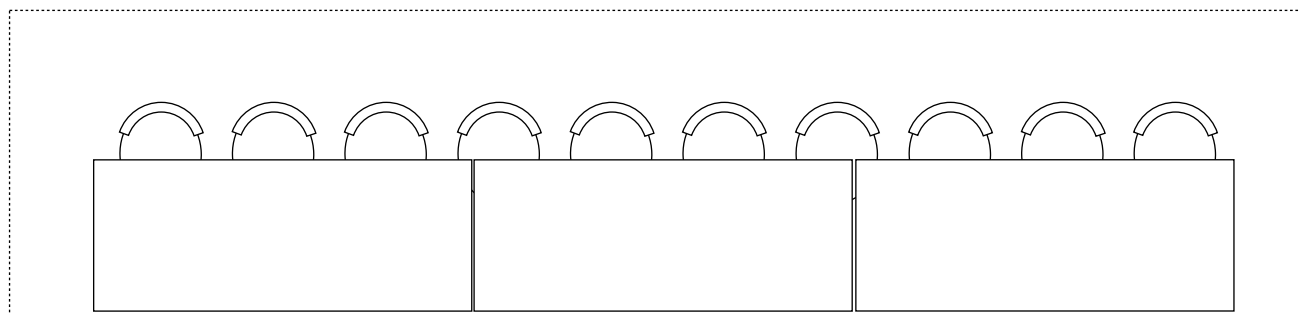
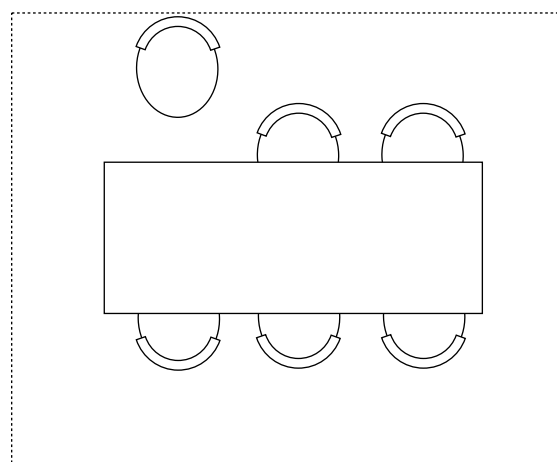


Here are a few of the trestle table seating layout designs that can be achieved. To create an odd number, remove a chair from the lay up, rather than add one.



If your function requires more elbow room for more courses then again remove a chair from the lay up and equally space the remaining chairs.

It is always a good idea when using a trestle table, to avoid seating guests on the ends. Extra placing's can be put in the gaps between the trestles, as shown at the bottom of this page. Be aware this can lead to limited leg room under the table and if the table separates, the guest can have the contents of the plate on their lap.



For more information about the type of products we can provide, why not visit our web site at:

www.rrhire.co.uk

Alternatively contact our team on

01242 820100

R&R Catering Hire can supply all you need for any sized occasion, whether you are holding an intimate dinner party, or a wedding for 500 guests. We guarantee you will receive the best care and attention to ensure your day goes smoothly.

To see how we can help, visit the website ,

www.rrhire.co.uk.

Table layout rule: 2' seating clearance